



MPCIE-UART-KIT01

MPCIE-UART-KIT02

Quad RS-232/422/485 PCIe Mini Module

四埠 RS-232/422/485 PCIe Mini 轉接卡

Quick Installation Guide/快速安裝指南

Version 1.02

March 08, 2017

Features / 產品特色

- Supports quad RS-232/422/485 (for MPCIE-UART-KIT01)
支援四埠 RS-232/422/485 串列式通訊埠 (MPCIE-UART-KIT01)
- Supports dual RS-232/422/485 and 16-bit GPIO (for MPCIE-UART-KIT02)
支援雙埠 RS-232/422/485 串列式通訊埠與 16-bit 通用 IO (MPCIE-UART-KIT02)
- 128 bytes of transmit/receive FIFO
128 bytes 發送/接收 FIFO
- High-speed 16C550/16C650/16C750/16C850 compatible UARTs
相容高速 16C550/16C650/16C750/16C850
- Supports baud rates of 115.2K, maximum up to 1.5M
支援高達 1.5M / 115.2K 鮑率

Packing List / 內容清單

- 1 x MPCIE-UART-KIT01/KIT02 PCIe Mini Module / PCIe Mini 轉接卡
- 4 x D-sub 9-pin male cable module/DB-9 公頭線材模組 for MPCIE-UART-KIT01 or
- 2 x D-sub 9-pin male cable module/DB-9 公頭線材模組 for MPCIE-UART-KIT02
- 1 x QIG (Quick Installation Guide) / 快速安裝指南
- 1 x Utility CD / 驅動程式光碟

Specifications / 規格

Form Factor	PCI Express Mini Card
Main IC	PCI Express Bridge to Quad Serial Port: Fintek F81504 Buffer/Transceiver Series: F81439
IO	MPCIE-UART-KIT01: 4 x RS-232/422/485 (2x5-pin header)
	MPCIE-UART-KIT02: 2 x RS-232/422/485 (2x5-pin header) 2 x 8-bit GPIO (2x5-pin header)
Operating Temperature	0°C ~ 60°C
Operating Humidity	10% ~ 95%, non-condensing
Dimensions (LxW)	51 mm x 30 mm
Weight (GW/NW)	100 g / 50 g

Ordering Information / 訂購資料


- MPCIE-UART-KIT01-R10:
PCIe Mini module supports quad RS-232/422/485, full size, RoHS
- MPCIE-UART-KIT02-R10:
PCIe Mini module supports dual RS-232/422/485 and 16-bit GPIO, full size, RoHS

Connector Pinouts / 連接器腳位定義

COM1/COM2/COM3/COM4: RS-232/422/485 serial port connector					
Pin	Description	Pin	Description		
1	DCDN	2	DSRN		
3	SINN	4	RTSN		
5	SOUTN	6	CTSN		
7	DTRN	8	RIN		
9	GND	10	GND		

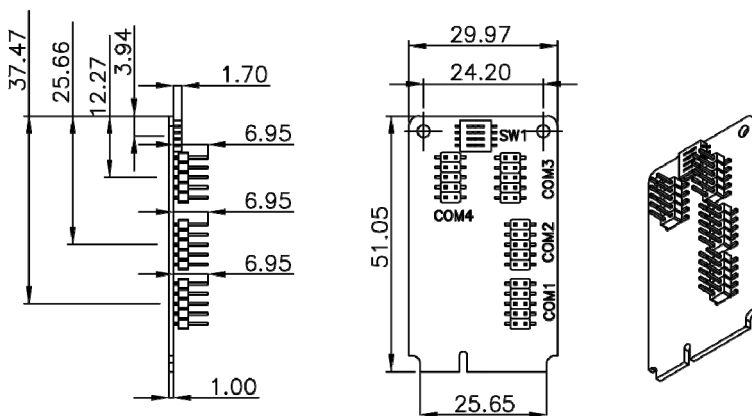
COM3 (for MPCIE-UART-KIT02-R10): 8-bit GPIO connector					
Pin	Description	Pin	Description		
1	GND	2	VCC		
3	GPIO7	4	GPIO6		
5	GPIO5	6	GPIO4		
7	GPIO3	8	GPIO2		
9	GPIO1	10	GPIO0		

COM4 (for MPCIE-UART-KIT02-R10): 8-bit GPIO connector					
Pin	Description	Pin	Description		
1	GND	2	VCC	1	2
3	GPIO15	4	GPIO14	3	4
5	GPIO13	6	GPIO12	5	6
7	GPIO11	8	GPIO10	7	8
9	GPIO9	10	GPIO8	9	10



SW1: Mode selection switch		* ON=0, OFF=1
4-3-2-1	Description	
0000	Four RS-422 (default)	
0001	COM1 & 2=RS-485, COM3 & 4=RS-422	
0010	COM1 & 2=RS-232, COM3 & 4=RS-422	
0011	COM1 & 2=shutdown, COM3 & 4=RS-422	
0100	COM1 & 2=RS-422, COM3 & 4=RS-485	
0101	Four RS-485	
0110	COM1 & 2=RS-232, COM3 & 4=RS-485	
0111	COM1 & 2=shutdown, COM3 & 4=RS-485	
1000	COM1 & 2=RS-422, COM3 & 4=RS-232	
1001	COM1 & 2=RS-485, COM3 & 4=RS-232	
1010	Four RS-232	
1011	COM1 & 2=shutdown, COM3 & 4=RS-232	
1100	COM1 & 2=RS-422, COM3 & 4=shutdown	
1101	COM1 & 2=RS-485, COM3 & 4=shutdown	
1110	COM1 & 2=RS-232, COM3 & 4=shutdown	
1111	All shutdown	

Dimensions / 尺寸 (Unit: mm)



Software Driver / 驅動程式安裝

The MPCIE-UART-KIT Drivers CD contains device drivers for the following OS:

- Windows XP
- Windows 7
- Windows 8/8.1
- Windows 10


Install the driver corresponding to your operating system before using the MPCIE-UART-KIT.


MPCIE-UART-KIT 驅動程式光碟內含下列操作系統的專用驅動程式：

- Windows XP
- Windows 7
- Windows 8/8.1
- Windows 10

請在開始使用 MPCIE-UART-KIT 前依據您的操作系統安裝對應的驅動程式。

Safety Instructions / 安全守則

 Warning! To prevent the system from overheating, do not operate it in an area that exceeds the maximum operating temperature described in the user manual. Ultimate disposal of this product should be handled according to all national laws and regulations.

 警告！為防止系統過熱，不要在使用手冊上記載的產品工作溫度範圍之外操作此系統。本產品的廢棄處理應根據該國家的法律和規章進行。

IEI Support URL / IEI 線上諮詢

http://new.ieiworld.com/tw/online_support_form

Compliance / 安規



This equipment has been tested and found to comply with specifications for CE marking. If the user modifies and/or installs other devices in the equipment, the CE conformity declaration may no longer apply.



This equipment complies with Part 15 of the FCC Rules. Operation is subject to the following two conditions:

- This device may not cause harmful interference, and
- This device must accept any interference received, including interference that may cause undesired operation.

This equipment has been tested and found to comply with the limits for a Class A digital device, pursuant to part 15 of the FCC Rules. These limits are designed to provide reasonable protection against harmful interference when the equipment is operated in a commercial environment. This equipment generates, uses, and can radiate radio frequency energy and, if not installed and used in accordance with the instruction manual, may cause harmful interference to radio communications. Operation of this equipment in a residential area is likely to cause harmful interference in which case the user will be required to correct the interference at his own expense.



According to the requirement of the WEEE legislation the following user information is provided to customers for all branded IEI Electronics products subject to the WEEE directive.

This symbol on the product or on its packaging indicates that this product must not be disposed of with your other household waste. Instead, it is your responsibility to dispose of your waste equipment by handing it over to a designated collection point for the recycling of waste electrical and electronic equipment. The separate collection and recycling of your waste equipment at the time of disposal will help to conserve natural resources and ensure that it is recycled in a manner that protects human health and the environment. For more information about where you can drop off your waste equipment for recycling, please contact your local city office, your household waste disposal service or the shop where you purchased the product.

Headquarters

威強電工業電腦 IEI Integration Corp.
No. 29, ZhongXing Rd., Xizhi Dist.,
New Taipei City 221, Taiwan
TEL: +886-2-6691-6799/+886-2-2690-2098
FAX: +886-2-6616-0028
sales@ieiworld.com
www.ieiworld.com

America

IEI Technology USA Corp.
138 University Parkway, Pomona,
CA 91768, USA
Tel: +1-909-595-2819
Fax: +1-909-595-2816
sales@usa.ieiworld.com
usa.ieiworld.com

China

威強電工業電腦 IEI Integration (Shanghai) Corp.
上海市闵行区莘庄工业区申富路 515 号
No. 515, Shen Fu Rd., Xin Zhuang Industrial Develop Zone,
Shanghai, 201108, China
Tel: +86-21-3116-7799
Fax: +86-21-3462-7797
sales@ieiworld.com.cn
www.ieiworld.com.cn