

PPC2-CW19-EHL

IEI Heavy Industrial Panel PC

Powered by Intel® Elkhart Lake Platform




www.ieiworld.com




PPC2-CW19-EHL

Panel PC equips Intel® Celeron® J6412 processor, on-board 8GB memory, HDMI display output, dual 2.5G Ethernet port, one M.2 M key & one M.2 B Key & one M.2 A key expansion slots, 12~24V DC input, anti-glare and anti-UV 10-point touchscreen




IP2EHL_XC Expansion Interface

The IP2EHL_XC connector allows users to flexibly expand functionality such as network, serial ports and CAN to meet various application requirements. (IEI-designed pin definition, supported functions are customized, for models of 10-inch or above).



M.2 B Key & M.2 M Key

Dual M.2 ultra-high-speed expansion supporting SSD & AI accelerator to enhance efficiency



Anti-glare and Anti-UV PCAP

With anti-glare and anti-UV coating, the 10-point touchscreen can display clearly without reflection.



Support Gloved and Wet Hand Operation

The whole new PCAP screen allows you to accurately manage every step of your operations even with gloves or in wet conditions.



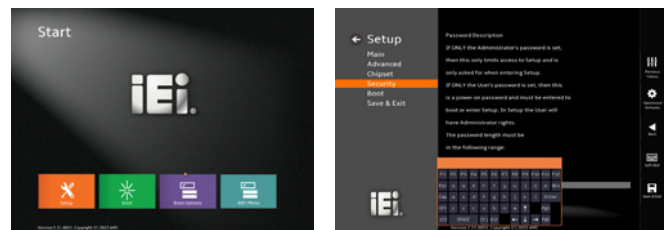
Newly Designed Panel Mount Kit

The new refined and convenient panel mount kit can be easily fastened by hand, no screwdriver required.

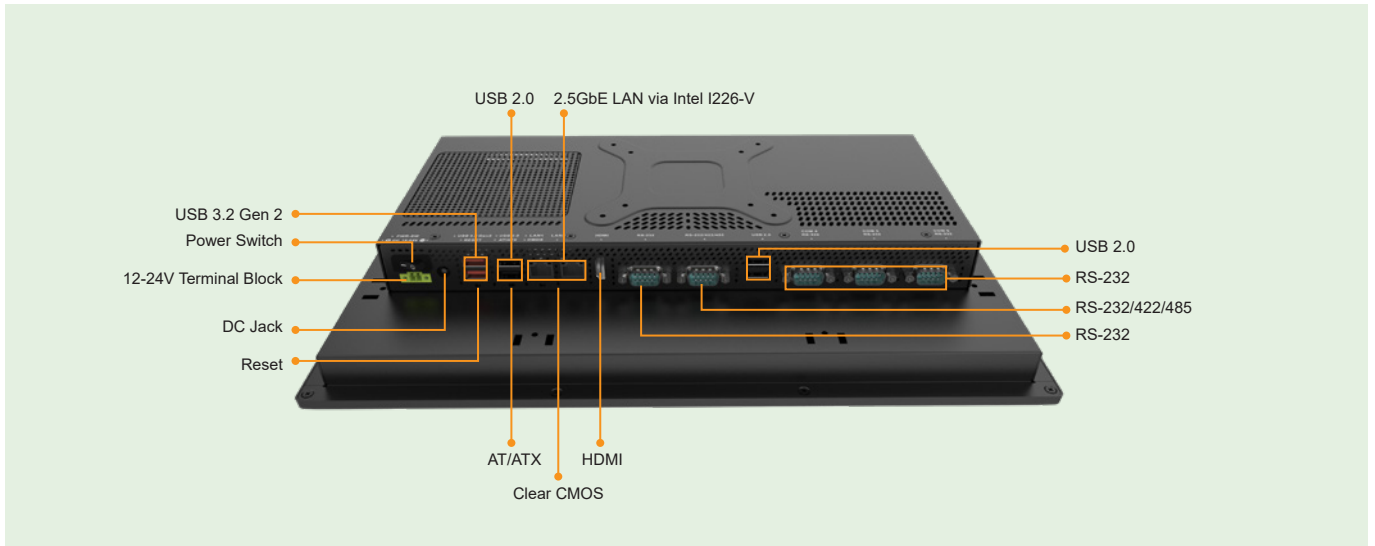


New Graphical BIOS Interface

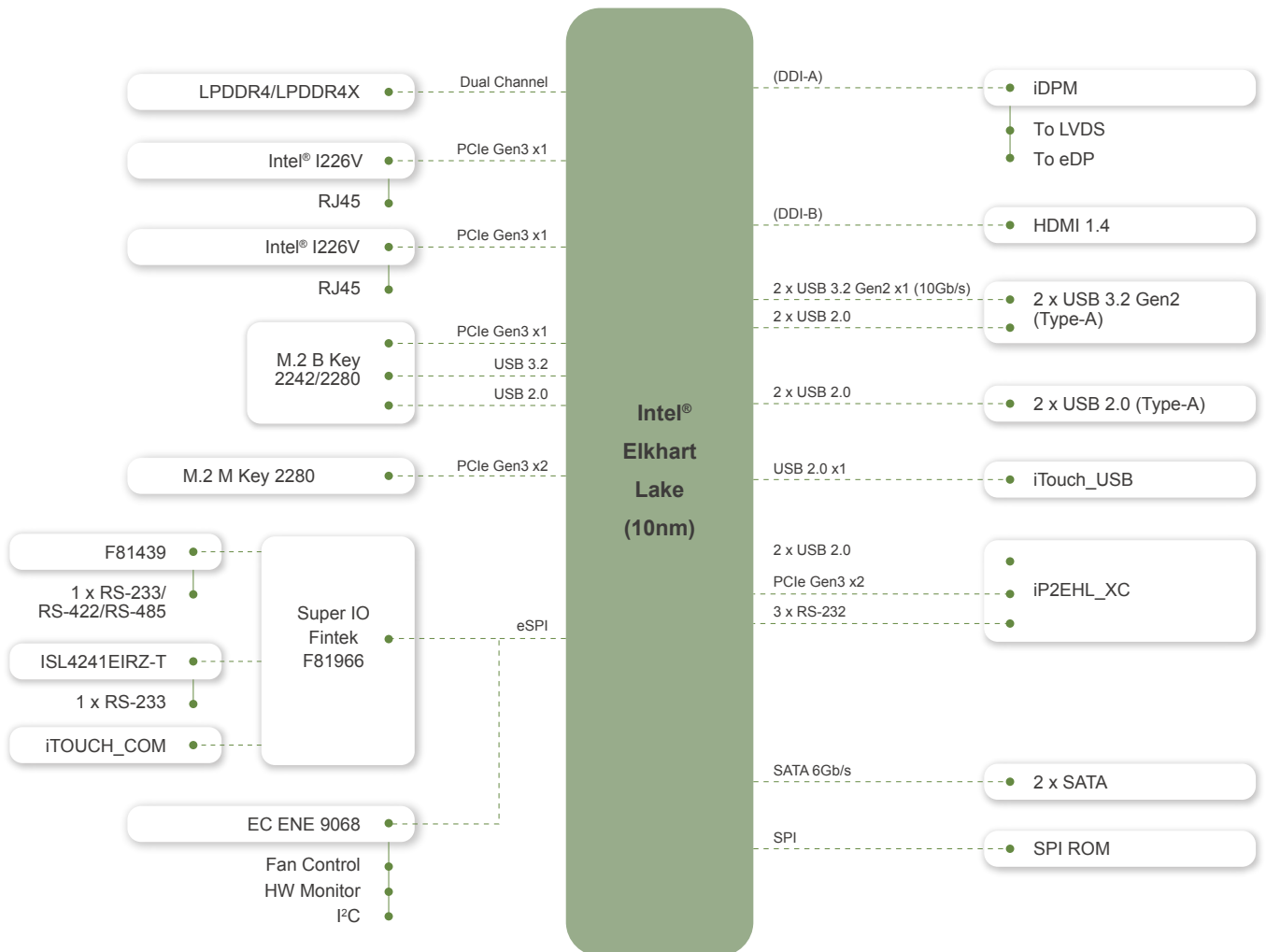
Upgraded with new BIOS interface, which can be navigated with fingers, no keyboard and mouse are required to operate.



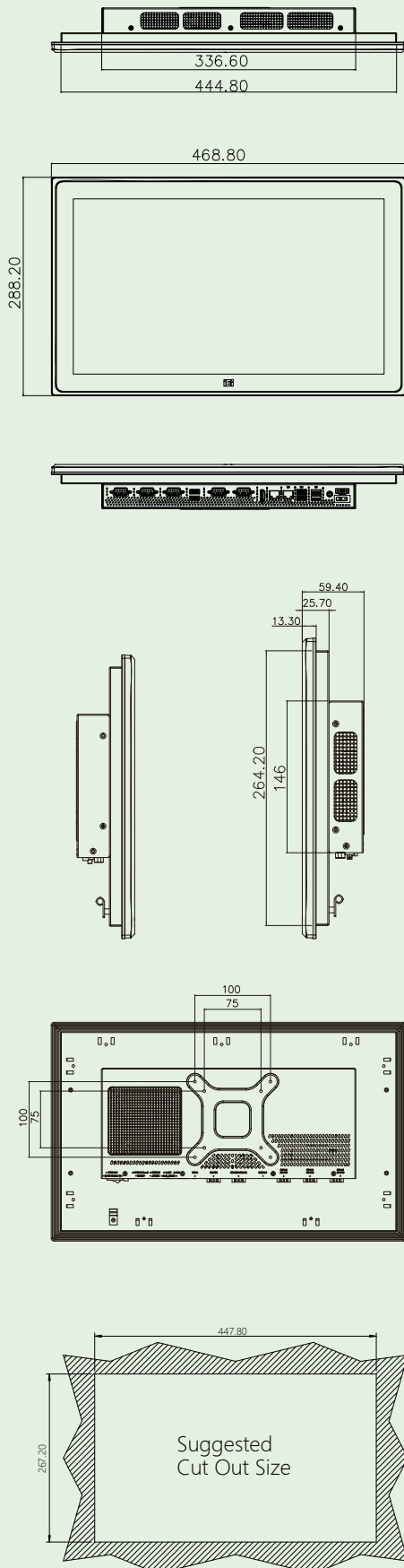
Fully Integrated I/O



Block Diagram



Dimensions (Unit: mm)



Specifications

| | PPC2-CW19-EHL |
|---------------------------------------|---|
| LCD Display | 18.5" (16:9) |
| Resolution | 1920 (W) x 1080 (H) |
| Brightness | 350cd/m ² |
| Contrast Ratio | 1200:1 |
| LCD Color | 16.7M |
| Pixel Pitch (mm) | 0.213 x 0.213 |
| Viewing Angle (H-V) | 170°/170° |
| Backlight MTBF | 50000 |
| SBC Model | PPC2MB2-EHL-RC-R10+PPC2-XIO-04-R10 |
| CPU (SoC) | Intel® Celeron® Processor J6412 1.5M Cache, up to 2.60 GHz / TDP 10w |
| Memory | 8GB dual-channel on-board LPDDR4X (up to 16GB) |
| Touchscreen | Multi-point projected capacitive type (anti-UV / anti-glare coating, support gloves) Surface hardness: ≥7H |
| Touch Controller | Projected capacitive type: EETI 80 |
| Storage | 1 x 2.5" HDD/SSD drive bay |
| Ethernet | 2 x 2.5GbE LAN via Intel I226-V |
| Wireless & Bluetooth(optional) | IEEE 802.11 a/b/g/n/ax, Bluetooth V5.2 1 |
| Expansion | 1 x M.2 2242/2280 B key (PCIe Gen3 x1 + USB 3.0) 1 x M.2 2280 M key (PCIe Gen3 x2) 1 x M.2 2230 A Key (PCIe gen3 x 2 + USB2.0) <from PPC2-XIO-04-R10> |
| Mounting | VESA 75/100 Panel, Wall, Rack, Stand and Arm |
| Construction Material | Aluminum front cover and sheet metal rear cover |
| Enclosure Color | Black |
| I/O Ports, Switches and Buttons | 1 x HDMI output 2 x RJ-45 GbE 2 x USB 3.2 Gen 2x1 (10Gb/s) 4 x USB 2.0 1 x RS-232/422/485 4 x RS-232 1 x 12V-24V power jack 1 x Power terminal block (2-pin) 1 x AT/ATX switch 1 x Power button 1 x Reset button 1 x Clear CMOS button |
| Power Input | 12 V ~ 24 V DC |
| Power Consumption | +12V @ 4.397A (Intel® Celeron J6412 with 8GB memory) |
| Thermal Solution | Fanless |
| TPM | Intel® Platform Trust Technology |
| Watchdog Timer | Software Programmable support 1~255 sec. system reset |
| Operating Temperature (with air flow) | -10°C ~ 50°C |
| Storage Temperature | -20°C ~ 60°C |
| Humidity | 10% ~ 80%, non-condensing |
| IP Level | IP 65 compliant front panel |
| Safety and EMC | CE, FCC Class A |
| ErP | ErP 2009/125/EC |
| Dimensions (H x W x D) (mm) | 468.80 x 288.20 x 59.40 |
| Cutout Dimensions(mm) | 447.80 x 267.20 |
| Net Weight | 5.075kg |

Packing List

| | | |
|---------------------|-----------------------|---------|
| 1 x Power Cord | 1 x Power Adapter | 1 x QIG |
| 1 x Panel Mount Kit | 1 x Screw Pack (SATA) | |

Ordering Information

| | |
|-------------------------|---|
| PPC2-CW19-EHL-J1/8G-R12 | 18.5" 350 cd/cm ² 1920x1080 Panel PC with Intel® Celeron® Processor J6412, 8GB LPDDR4x on-board, HDMI output, black, 12-24V DC input, projected capacitive touchscreen with AG, Powder paint,R12 |
|-------------------------|---|

Options

| Item | Part No | Description |
|----------------|-------------------------|--|
| Arm | ARM-11-RS/ARM-31-RS | VESA 75/100 Desk ARM |
| Stand | STAND-C12-R10 | VESA 75/100 Easy Stand |
| Wall Mount Kit | AFLWK-12/AFLWK-19B | Monitor Wall mounting kit |
| OS | PPC2-EHL-W10IoT21-E-R11 | OS Image with Windows®10 Enterprise Entry 64-bit 2021 LTSC for PPC2-EHL Series |
| Wifi Kit | EMB-WIFI-KIT02I3-R10 | M.2 wifi module kit for embedded system |