



RACK-1150G/1150G-PE 1U Full-size Rackmount Chassis



CD-ROM, and HDD are not included in package



Features

- RoHS compliant design
- Two front-accessible USB ports
- One 5.25" drive bay
- One 3.5" internal hard drive bay
- Three 4 cm cooling fans

Specifications

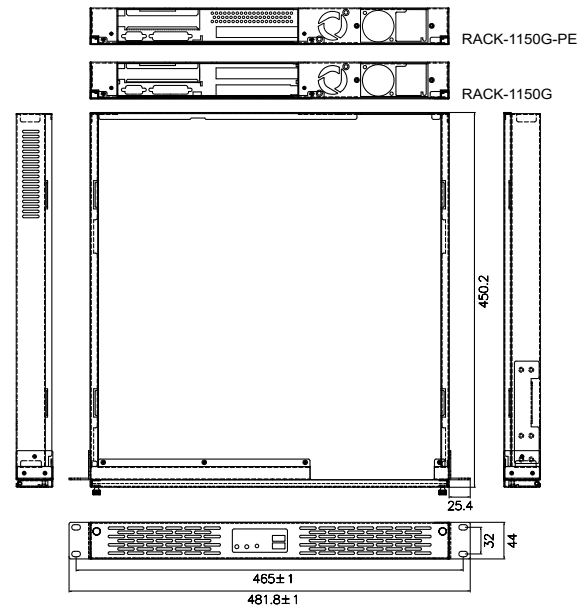
◆ Construction	Heavy duty metal
◆ SBC Form Factor	Full-size CPU card
◆ Drive Bays	1 x 5.25" 1 x 3.5" HDD (internal)
◆ Cooling Fans	3 x 4 cm
◆ I/O Ports	2 x USB
◆ I/O Openings	1 x COM, 1 x LPT
◆ Expansion Slots	3 slots/2 slots (PE)
◆ Indicators	Power, HDD
◆ Button	Power switch, reset button
◆ Operating Temperature	0°C ~ 50°C
◆ Operating Humidity	10% ~ 90%
◆ Color	B: Black
◆ Weight (Net/Gross)	7.5 kg/9.5 kg
◆ Dimensions (DxWxH)	449 mm x 431 mm x 44 mm

RACK-1150G and RACK-1151G support processors with a maximum TDP of 31 W only.

Ordering Information

Part No.	Description
RACK-1150GB-PE-R11/A618C	1U 2-slot full size rackmount chassis for PICMG 1.3 backplane, Black, 3x 4cm fan, with ACE-A618C-RS-R10(180W), RoHS
RACK-1150GB-R11/A618C	1U 3-slot full size rackmount chassis for PICMG 1.0 backplane, Black, 3x 4cm fan, with ACE-A618C-RS-R10(180W), RoHS

Dimensions (Unit: mm)



Backplane Options

Model No.	SBC Type	PCI	ISA	PCIe			PSU Connector
				x1	x4	x16	
PCI-2SD2-RS	PICMG 1.0	2	0	0	0	0	ATX
PE-2SD1*	PICMG 1.3	0	0	0	0	1	ATX
PE-2SD2*	PICMG 1.3	1	0	0	0	0	ATX

Adapter cable 32100-040600-RS is required when connecting PCI-2SD2-RS to a standard ATX supply.

* For RACK-1150G-PE

Power Supply Options

Type	Model No.	Watt
ATX	ACE-A618C-R10	180W
	ACE-A4520D-R10	250W
	ACE-A630C-R10	300W

RACK-1150G supports single 1U height PSU. For more IEI PSU models, please refer to section 5 or visit www.ieiworld.com.

Cable Options

Part No.	Description
32102-033200-100-RS	WIRE CABLE; POWER CABLE; 2; 100MM; 18AWG; (A)MOLEX 5557-0400 P=4.2; (B)MOLEX 5559-0400 P=4.2; Wins Precision; RoHS
32100-040602-RS	WIRE CABLE; POWER CABLE; 2; 400MM; 18AWG; (A)MOLEX 5559-20P P=4.2MM; (B)MOLEX 5557-16P P=4.2MM; RACK-2320; RoHS