



PAC-1000G 6-slot Full-size Compact Chassis



CD-ROM and HDD are not included in package



The hold-down clamp is designed to secure the cards within the chassis, protecting them from vibration.



Features

- RoHS compliant design
- One, 8 cm cooling fan with replaceable fan filter
- Plastic front panel with cover door

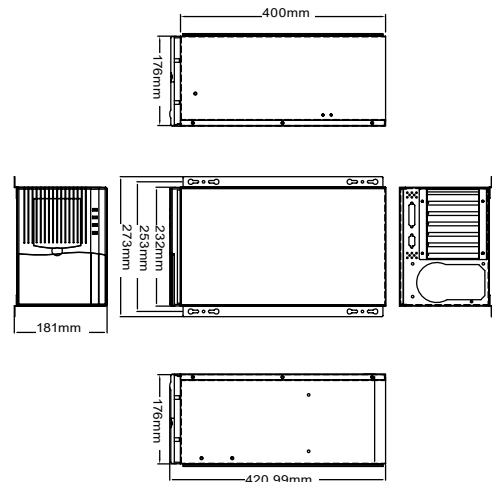
Specifications

| | |
|-------------------------|--|
| ◆ Construction | Metal with plastic front panel |
| ◆ SBC Form Factor | Full-size, slot CPU card |
| ◆ Drive Bays | 1 x Front-accessible 3.5" 1 x 5.25" 1 x 3.5" HDD |
| ◆ Cooling Fans | 1 x 8 cm |
| ◆ I/O Openings | 1 x LPT, 1 x COM |
| ◆ Expansion Slots | 6 slots |
| ◆ Indicators | Power, HDD |
| ◆ Button | Power switch, reset |
| ◆ Operating Temperature | 0°C ~ 50°C |
| ◆ Operating Humidity | 10% ~ 90% |
| ◆ Color | B: Black |
| ◆ Weight (Net/Gross) | 5.6 kg/8.8 kg |
| ◆ Dimensions (DxWxH) | 421 mm x 232 mm x 176 mm |

Ordering Information

| Part No. | Description |
|---------------------|--|
| PAC-1000GB-R20/300W | 6-Slot Full-size Chassis, Black, 1x 8 cm fan, w/300W ATX PSU |

Dimensions (Unit: mm)



Backplane Options

| Model No. | SBC Type | PCI | ISA | PCIe | | | | PSU Connector |
|-----------|-----------|-----|-----|------|----|----|-----|---------------|
| | | | | x1 | x4 | x8 | x16 | |
| BP-6S-RS | ISA | 0 | 6 | 0 | 0 | 0 | 0 | AT |
| IP-6S-RS | PCISA | 3 | 2 | 0 | 0 | 0 | 0 | AT |
| IP-6SA-RS | PCISA | 3 | 2 | 0 | 0 | 0 | 0 | ATX |
| PCI-6S-RS | PICMG 1.0 | 4 | 2 | 0 | 0 | 0 | 0 | AT/ATX |
| PE-6S2* | PICMG 1.3 | 3 | 0 | 0 | 1 | 0 | 1 | ATX |
| SPE-6S | PICMG 1.3 | 0 | 0 | 0 | 5 | 0 | 0 | ATX |

*Only R20 or later versions support PICMG 1.3 backplane

Power Supply Options

| Type | Model No. | Watt |
|------|---------------------|------|
| ATX | 63010-010300-020-RS | 300W |
| | 63010-010400-020-RS | 400W |

PAC-1000G supports single PS/2 PSU. For more IEI PSU models, please refer to section 5 or visit www.ieiworld.com.