


IP/IPX Series Backplane

Supports PCI and ISA slot on one backplane!
For half-size PCISA series single board computers

The advantages of using the PCISA card are numerous:

- 1. Supports standard PISA version 1.0 slot on the IP/IPX series passive backplane.
- 2. Compatible with all available PCI/ISA cards. IP/IPX backplane is also integrated with the PCISA series card slot.

Selection Guide

 PAC series wall-mount chassis  4U rack-mount chassis




Model	IP-3S-RS	IP-5SA2-RS	IP-6S-RS
Total Slot	3	5	6
PCI Slot	2	4	3
ISA Slot			2
PSU Type	AT	ATX	AT
Chassis	PAC-53GH	PR-1500G	PAC-1000G PAC-106G



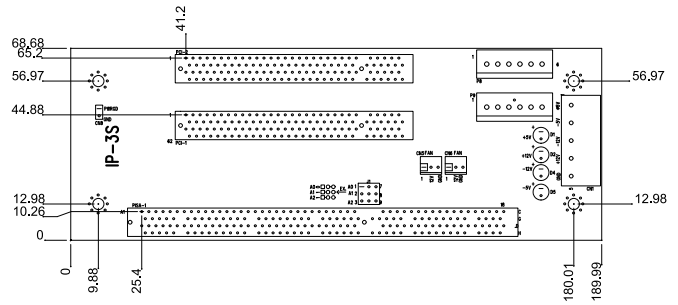
Model	IP-6SA-RS	IP-10S-RS
Total Slot	6	10
PCI Slot	3	4
ISA Slot	2	5
PSU Type	ATX	ATX/AT
Chassis	PAC-106G PAC-1000G	PAC-125G

IP-3S-RS-R40




Ordering Information

IP-3S-RS-R40	3-slot backplane with two PCI slots
PAC-53GH	3-slot half-size compact chassis

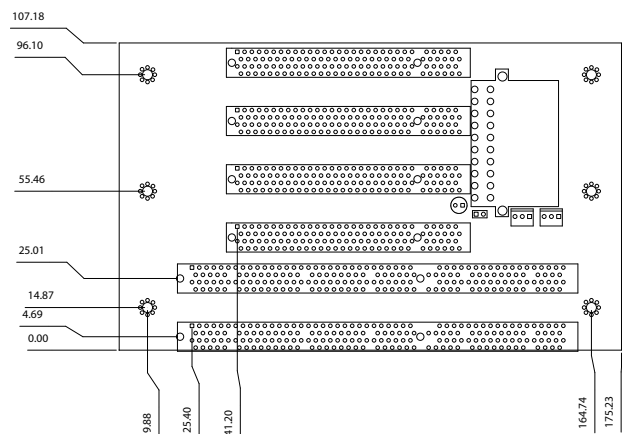


IP-5SA2-RS-R40




Ordering Information

IP-5SA2-RS-R40	5-slot backplane with four PCI slots
PR-1500G	5-slot half-size compact chassis

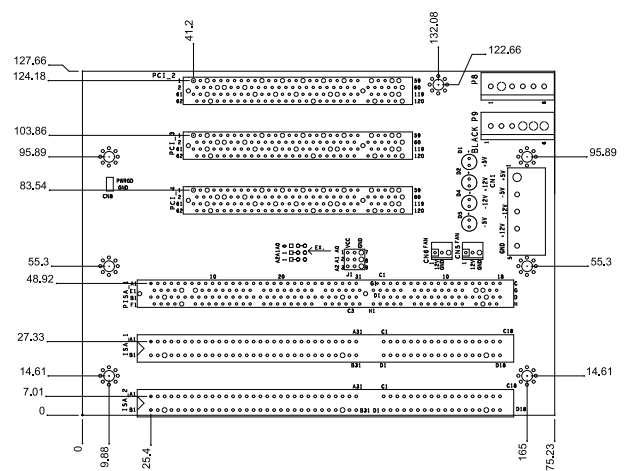


IP-6S-RS-R40




Ordering Information

IP-6S-RS-R40	6-slot backplane with three PCI slots and two ISA slots
PAC-1000G	6-slot full-size compact chassis



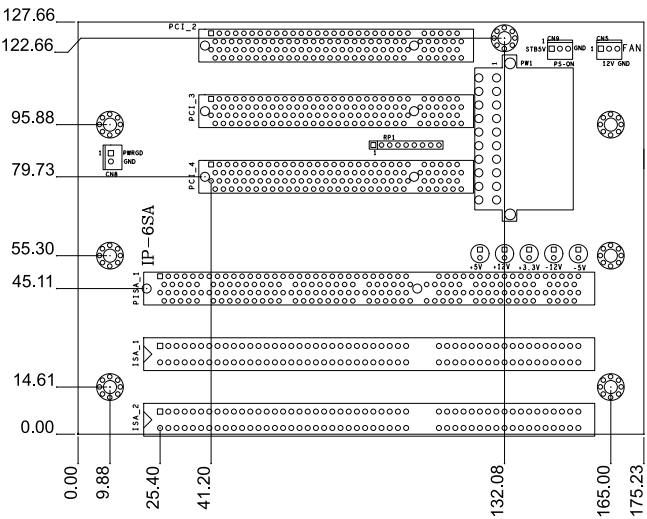
IP-6SA-RS-R40

ATX power




Ordering Information

IP-6SA-RS-R40	6-slot backplane with three PCI slots and two ISA slots
PAC-106G	6-slot full-size compact chassis
PAC-1000G	6-slot full-size compact chassis



IP-10S-RS-R40



Ordering Information

IP-10S-RS-R40	10-slot backplane with four PCI slots and five ISA slots
PAC-125G	10-slot full-size compact chassis

