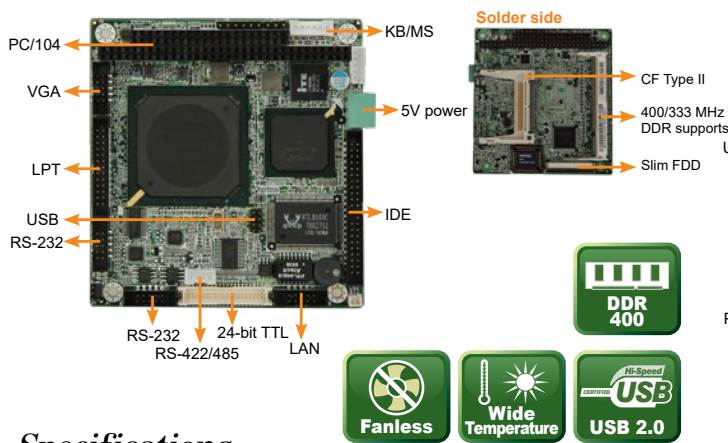


# PM-LX2

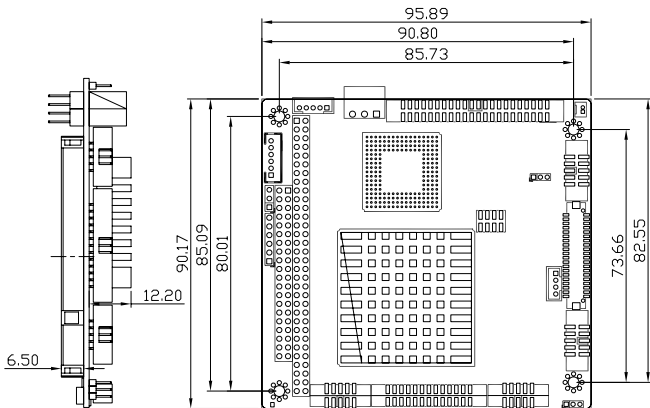
AMD Geode™ LX 800 CPU on-board PC/104 Module



## Specifications

- ◆ CPU  
AMD Geode™ LX 800 (500 MHz)
- ◆ Chipset  
AMD CS5536
- ◆ BIOS  
AMI BIOS
- ◆ System Memory  
One 200-pin 400 MHz DDR SDRAM SO-DIMM supports up to 1 GB
- ◆ Ethernet  
One Realtek RTL8100C 10/100Mbps Ethernet chipset
- ◆ Internal I/O Interface  
1 x CF Type II  
1 x IDE (2x22 pin, P=2.0)  
1 x LPT (2x13 pin, P=2.0)  
1 x KB/MS (1x6 pin)  
2 x RS-232 (2x5 pin, P=2.0)  
1 x RS-422/485 (1x4 pin, P=2.0)  
1 x Slim FDD  
2 x USB 2.0 (2x4 pin, P=2.0)
- ◆ Expansion  
1 x PC/104
- ◆ Display Output  
1 x VGA (up to 1920x1440@60Hz)  
1 x 24-bit single-channel TTL (up to 1600x1200@60Hz)
- ◆ Watchdog Timer  
Software programmable supports 1~255 sec. system reset.
- ◆ Power Supply  
5V only DC input  
1 x Internal power connector (1x2 pin) Support AT mode
- ◆ Power Consumption  
5V@1.09A (AMD Geode™ LX 800 with one 512MB 400 MHz DDR)
- ◆ Operating Temperature  
PM-LX2-800-R10: 0°C ~ 60°C
- ◆ Operating Humidity  
5% ~ 95%, non-condensing
- ◆ Dimensions  
96mm (L) x 90mm (W)
- ◆ Weight  
GW: 500g / NW 110g
- ◆ CE/FCC compliant

## Dimensions (mm)



## Packing List


1 x PM-LX2 single board computer	1 x PS/2 KB/MS cable
1 x ATA33 flat cable	1 x VGA cable
1 x Dual USB cable	2 x RS-232 cable
1 x LAN cable	1 x Mini jumper pack
1 x Power cable	1 x QIG

## Ordering Information

Part No.	Description
PM-LX2-800-R10	PC/104 SBC with AMD Geode™ LX 800 500 MHz, VGA/TTL, LAN, USB 2.0 and CF Type II
32200-015100-RS	LPT cable, 280mm, P=2.0
32205-003800-300-RS	RS-422/485 cable, 200mm, P=2.0

# PM-LX

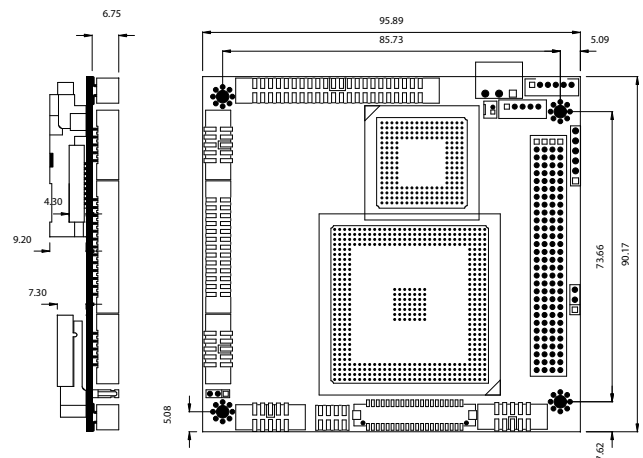
PCI-104 Module with on-board AMD Geode™ LX 800 CPU



## Specifications

- ◆ CPU  
AMD Geode™ LX 800 (500 MHz) processor
- ◆ Chipset  
AMD CS5536
- ◆ BIOS  
Award BIOS
- ◆ System Memory  
One 200-pin 400 MHz DDR SDRAM SO-DIMM supports up to 1 GB
- ◆ Ethernet  
10/100Mbps realtek RTL8100C Ethernet chipset
- ◆ Internal I/O Interface  
1 x CF Type II  
1 x IDE (2x22 pin, P=2.0)  
1 x LPT (2x13 pin, P=2.0)  
1 x KB/MS (1x6 pin)  
2 x RS-232 (2x5 pin, P=2.0)  
1 x RS-422/485 (1x4 pin, P=2.0)  
2 x USB 2.0 (2x4 pin, P=2.0)
- ◆ Expansion  
1 x PCI-104
- ◆ Display Output  
1 x VGA (up to 1920x1440@60Hz)  
1 x 24-bit single-channel TTL (up to 1600x1200@60Hz)
- ◆ Watchdog Timer  
Software programmable supports 1~255 sec. system reset
- ◆ Power Supply  
5V only DC input  
1 x Internal power connector (1x2 pin) Support AT mode
- ◆ Power Consumption  
5V@1.13A (AMD Geode™ LX 800 with one 1 GB 400 MHz DDR memory)
- ◆ Operating Temperature  
0°C ~ 60°C
- ◆ Storage Temperature  
-10°C ~ 70°C
- ◆ Operating Humidity  
5% ~ 95%
- ◆ Dimensions: 95 mm x 95 mm
- ◆ Weight: GW: 500g / NW: 110g
- ◆ CE/FCC compliant

## Dimensions (mm)



## Packing List

1 x PM-LX single board computer	1 x USB cable
1 x ATA33 flat cable	1 x VGA cable
1 x KB/MS Y cable	2 x RS-232 cable
1 x LAN cable	1 x Mini jumper pack
1 x Power cable	1 x QIG

## Ordering Information

Part No.	Description
PM-LX-800-R11	PCI-104 SBC with AMD Geode™ LX 800 processor , VGA/TTL, LAN, USB 2.0, CF Type II
32200-015100-RS	LPT cable, 280mm, P=2.0
32205-003800-300-RS	RS-422/485 cable, 200mm, P=2.0