



PICMG 1.3 Passive Backplane for Half-Size CPU Card

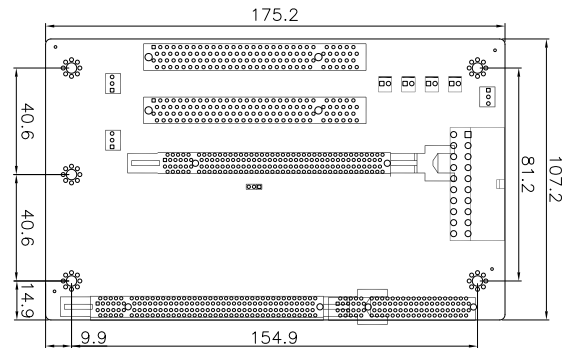
Selection Guide

 PAC series wall-mount chassis

 4U rack-mount chassis

PICMG 1.3 (PCIe+PCI)		Model	HPXE2-5S1	HPXE2-7S1	HPXE2-8S1
Total Slot			5	7	8
Expansion Slots	PCIe x16		1 (Gen 3.0)		
	PCIe x8			2 (Gen 3.0)	2 (Gen 3.0)
	PCIe x4				
	PCIe x1				
	PCI-X				
PSU Type			24+4-pin ATX	24+4-pin ATX	24+4-pin ATX
Chassis Option			PR-1500G	PAC-700G	PAC-125G
			RACK-500G	PAC-1700G	RACK-3000G RACK-360G
Note			ATX power	ATX power	ATX power

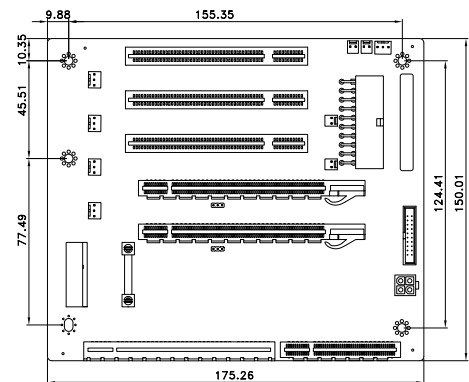
HPXE2-5S1-R10



Ordering Information

HPXE2-5S1-R10	5-slot PICMG 1.3 backplane for half-size SBC, with two PCI slots and one PCIe x16 slot (x16 signal) (PCIe Gen 3.0)
PR-1500G	5-slot half-size compact chassis
RACK-500G	5U 5-slot full-size rackmount chassis

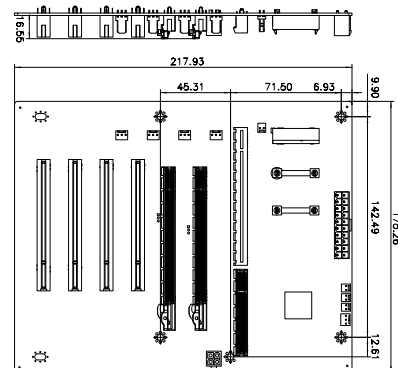

HPXE2-7S1-R10



Ordering Information

HPXE2-7S1-R10	7-slot PICMG 1.3 backplane for half-size SBC, with three PCI slots and two PCIe x16 slots (x8 signal) (PCIe Gen 3.0)
PAC-700G	7-slot half-size compact chassis
PAC-1700G	7-slot full-size compact chassis

HPXE2-8S1-R10



Ordering Information

HPXE2-8S1-R10	8-slot PICMG 1.3 backplane for half-size SBC, with four PCI slots and two PCIe x16 slots (x8 signal) (PCIe Gen 3.0)
PAC-125G	10-slot full-size compact chassis
RACK-3000G	4U 14-slot full-size rack-mount chassis
RACK-360G	4U 14-slot full-size rack-mount chassis