

FSP065-REBN2

65 W AC/DC Adapter



Plug Type: øin 2.1 mm / øout 5.5 mm

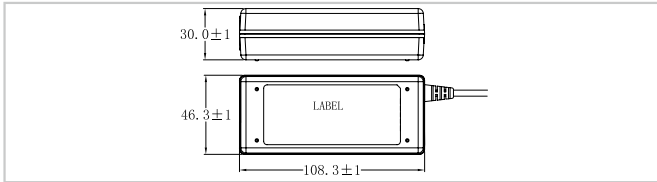
****Meet ErP & PSE**



Specifications

- Input Voltage Range: 90-264 VAC
- Input Frequency: 47-63 Hz
- Output Voltage: 19 V
- Output Current: 3.42 A
- Output Watts: 65 W
- Efficiency: 89.54%
- Operating Temperature: 0°C ~ 40°C
- Storage Temperature: -20°C ~ 75°C

Dimensions (Unit: mm)



Ordering Information

Part No.	Description
63040-010065-200-RS	19 V 65W power adapter with Φ2.1/Φ5.5/lock 90~264 VAC input, ErP, PSE

63040-010060-020

60 W AC/DC Adapter



Plug Type: øin 2.5 mm / øout 5.5 mm

Medical

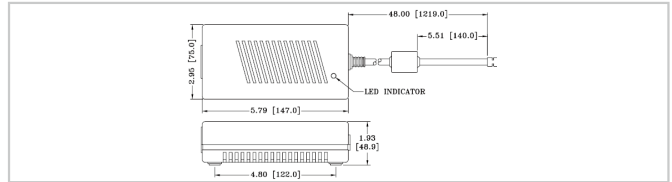
****Meet ErP**



Specifications

- Input Voltage Range: 90-264 VAC
- Input Frequency: 47-63 Hz
- Output Voltage: 12 V
- Output Current: 5 A
- Output Watts: 60 W
- Efficiency: 85%
- Operating Temperature: 0°C ~ 60°C
- Storage Temperature: -40°C ~ 85°C

Dimensions (Unit: mm)




Ordering Information

Part No.	Description
63040-010060-020-RS	12 V 60W medical power adapter with Φ2.5/Φ5.5 90~264 VAC input, ErP

FSP060-DHAN3

60 W AC/DC Adapter



Plug Type: øin 2.5 mm / øout 5.5 mm

****Meet ErP & PSE**



Specifications

- Input Voltage Range: 90-264 VAC
- Input Frequency: 47-63 Hz
- Output Voltage: 12 V
- Output Current: 5 A
- Output Watts: 60 W
- Efficiency: 85%
- Operating Temperature: 0°C ~ 40°C
- Storage Temperature: -20°C ~ 65°C

Dimensions (Unit: mm)




Ordering Information

Part No.	Description
63040-010060-211-RS	12 V 60W power adapter with lock screw 90~264 VAC input, ErP, PSE
63040-010060-200-RS	12 V 60W power adapter with none lock 90~264 VAC input, ErP, PSE


FSP036-RHBN3

36 W AC/DC Adapter



Plug Type: øin 2.5 mm / øout 5.5 mm

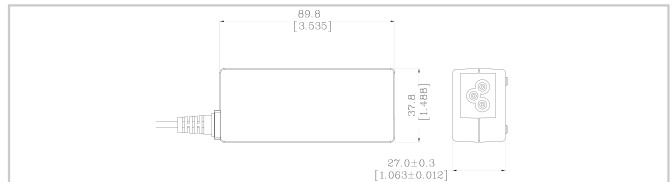
****Meet ErP & PSE**



Specifications

- Input Voltage Range: 90-264 VAC
- Input Frequency: 47-63 Hz
- Output Voltage: 12 V
- Output Current: 3 A
- Output Watts: 36 W
- Efficiency: 88.3%
- Operating Temperature: 0°C ~ 40°C
- Storage Temperature: -20°C ~ 80°C

Dimensions (Unit: mm)



Ordering Information

Part No.	Description
63040-010036-210-RS	12 V 36W Power adapter with lock screw, 90~264VAC input, ErP, PSE
63040-010036-220-RS	12 V 36W Power adapter without lock, 90~264VAC input, ErP, PSE