



PAC-1000G 6-slot Full-size Compact Chassis



CD-ROM and HDD are not included in package



The hold-down clamp is designed to secure the cards within the chassis, protecting them from vibration.



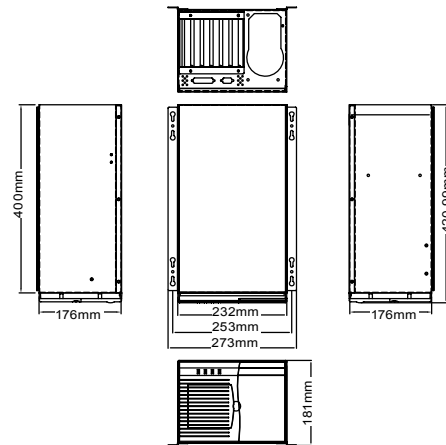
Features

- RoHS compliant design
- One, 8 cm cooling fan with replaceable fan filter
- Plastic front panel with cover door

Specifications

◆ Construction	Metal with plastic front panel
◆ SBC Form Factor	Full-size, slot CPU card
◆ Drive Bays	1 x Front-accessible 3.5" 1 x 5.25" 1 x 3.5" HDD
◆ Cooling Fans	1 x 8 cm
◆ I/O Openings	1 x LPT, 1 x COM
◆ Expansion Slots	6 slots
◆ Indicators	Power, HDD
◆ Button	Power switch, reset
◆ Operating Temperature	0°C ~ 50°C
◆ Operating Humidity	10% ~ 90%
◆ Color	B: Black
◆ Weight (Net/Gross)	5.6 kg/8.8 kg
◆ Dimensions (DxWxH)	421 mm x 232 mm x 176 mm

Dimensions (Unit: mm)



Backplane Options

Model No.	SBC Type	PCI	ISA	PCIe				PSU Connector
				x1	x4	x8	x16	
BP-6S-RS	ISA	0	6	0	0	0	0	AT
IP-6S-RS	PCISA	3	2	0	0	0	0	AT
IP-6SA-RS	PCISA	3	2	0	0	0	0	ATX
PCI-6S-RS	PICMG 1.0	4	2	0	0	0	0	AT/ATX
PCI-5S-RS	PICMG 1.0	3	1	0	0	0	0	AT/ATX
PE-6S2*	PICMG 1.3	3	0	0	1	0	1	ATX
SPE-4S	PICMG 1.3	0	0	0	1	2	0	ATX
SPE-6S	PICMG 1.3	0	0	0	5	0	0	ATX

*Only R20 or later versions support PICMG 1.3 backplane

Power Supply Options

Type	Model No.	Watt
AT	ACE-925AP-U-RS	250W
	ACE-T140A-RS	400W
ATX	ACE-A130C-R10	300W
	ACE-A140A-S-R11	400W
	ACE-828V-RS	250W

PAC-1000G supports single PS/2 PSU. For more IEI PSU models, please refer to section 5 or visit www.ieiworld.com.

Ordering Information

Part No.	Description
PAC-1000GB-R20/A130C	6-slot full-size compact chassis, white, 1 x 8 cm fan, with ACE-A130C-R10 (300W ATX model), RoHS