

# PuIM-10G4SF-XL710

Intel® Ethernet Controller XL710-BM1 based Network Interface Card with 4 x SFP+ by PCIe 3.0 x8 interface



## Features

- 1 x Intel® Ethernet Controller XL710-BM1
- 4 x 10 GbE SFP+ connectors
- PCIe 3.0 x8
- RoHS/CE/FCC compliant

## Specifications

Model Name	PuIM-10G4SF-XL710
Form Factor	IEI Networking Module - PuIM
NIC	Intel® Ethernet Controller XL710-BM1
LAN Bypass	N/A
LAN Interface	SFP+
Speed	1GbE/10GbE
Ports	4
Host Interface	PCIe 3.0 x8
Storage Temp.	-20°C ~ 75°C (-4°F ~ 167°F)
Operating Temp.	0°C ~ 40°C (32°F ~ 104°F)
Humidity	5% ~ 90% RH, Non-condensing
Dimensions (mm)	165.50 (L) x 77.8 (W) x 44.2 (H)
Compliance	RoHS/CE/FCC

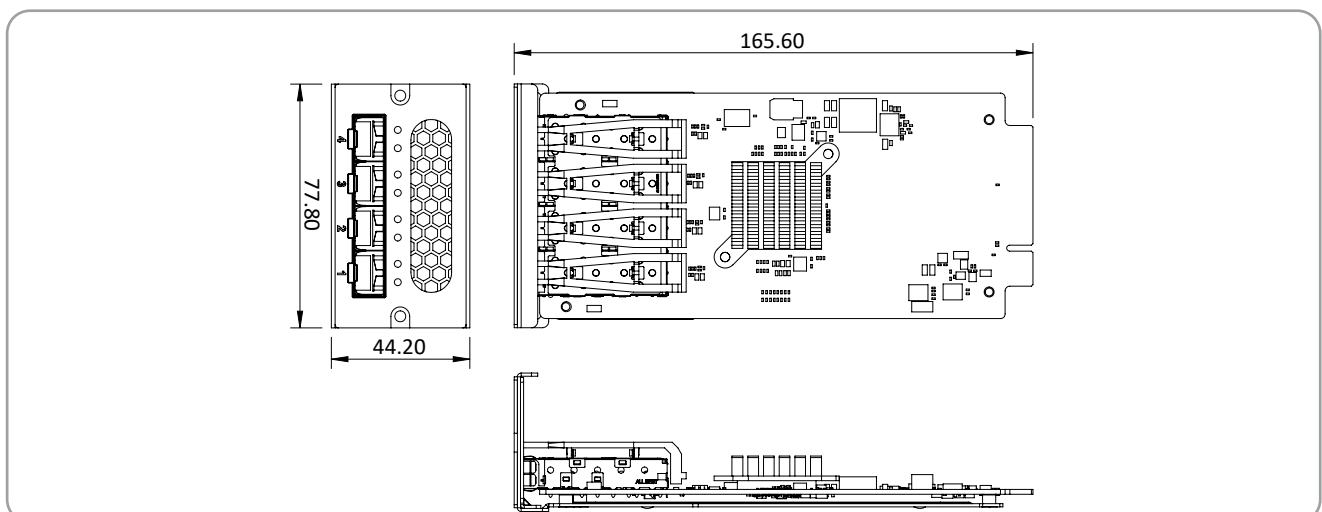
## Packing List

1 x PuIM-10G4SF-XL710 module	1 x L-shaped T10 Plum Wrench
2 x Torx Screws	1 x QIG

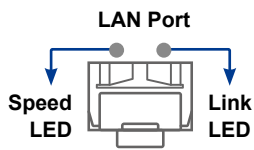
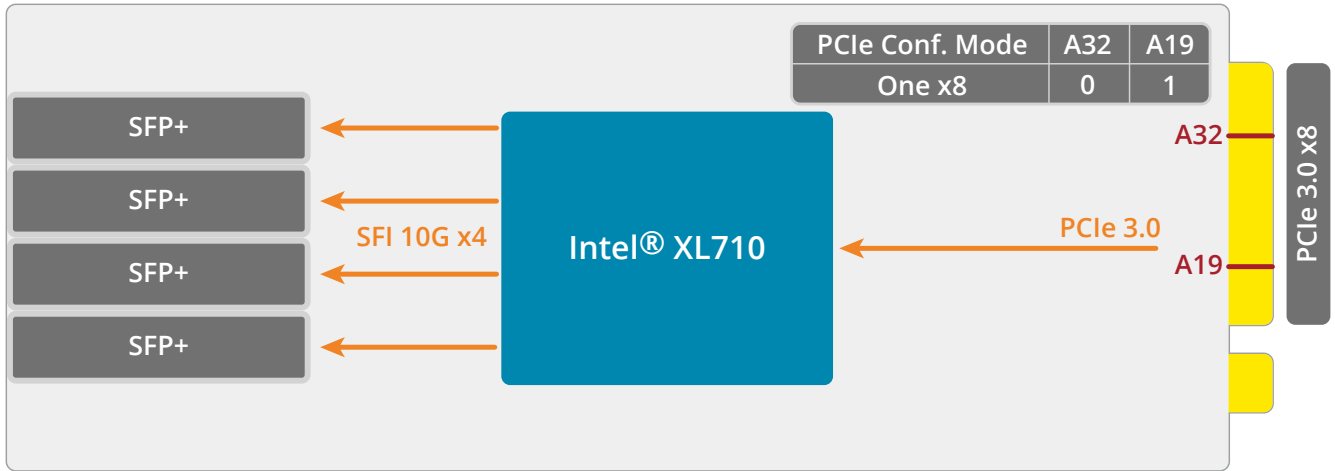
## Ordering Information

Part No.	Description
PuIM-10G4SF-XL710-R10	Intel® Ethernet Controller XL710-BM1 based Network Interface Card with 4 x SFP+ by 1 PCIe 3.0 x8 interface, RoHS

## Dimensions (Unit: mm)



## Block Diagram



LED	State	Description
Link (Right)	Yellow	Active
Speed (Left)	Green	10 Gbps data rate

## Hardware Installation

Install the PuIM-10G4SF-XL710 networking module into the slot of the PUZZLE series. The Slot A supports 8 lanes from CPU (1 PCIe x8 or 2 PCIe x4); the Slot B supports 8 lanes from PCH (2 PCIe x4 or 4 PCIe x2).

When the PuIM-10G4SF-XL710 is installed into the Slot B, the LAN ports function normally, but with half of the bandwidth.

