


TYPE 7


## ICE-BDE-T7

COM Express Basic size Type 7 Module, Intel® Broadwell-DE D-1500 Processor, GbE, 10G KR, NCSI, SATA 6Gb/s, USB 3.2 Gen 1, PCIe Gen3, RoHS COM.0 Rev. 3.0

New



Dual-channel DDR4 2133/1600 MHz



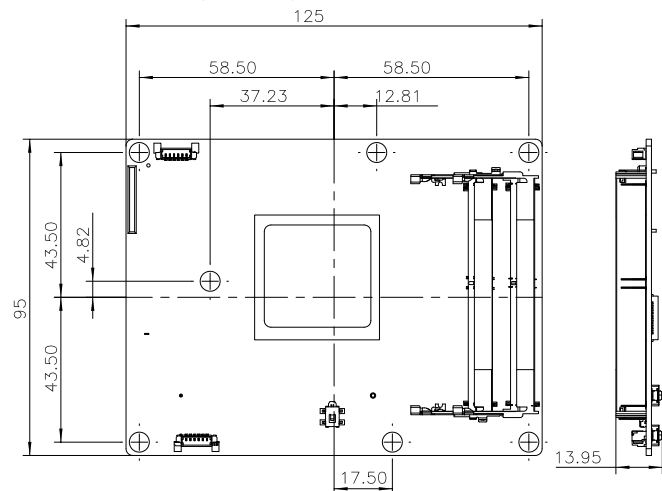
## Specifications

- ◆ CPU
  - Intel® Xeon® D processor D-1548 (12MB Cache, 2.00GHz)
  - Intel® Xeon® D processor D-1518 (6MB Cache, 2.20GHz)
  - Intel® Xeon® D processor D-1508 (3MB Cache, 2.20GHz)
- ◆ Memory
  - Two 260-pin 1600/2133 MHz Dual-Channel DDR4 SDRAM supported Support ECC (system max. 32GB)
- ◆ BIOS
  - UEFI BIOS
- ◆ Ethernet
  - Intel® I210
  - 2 x 10G KR Interfaces
  - 10G Sideband Signals
  - (10G\_INT 10G\_PHY\_MDC/MDIO 10G\_PHY\_SEL 10G\_PHY\_RST
  - 10G\_LED\_I2C 10G\_SFP\_I2C 10G\_SDP)
- ◆ Embedded Controller
  - IT8528EFX
- ◆ IO
  - 2 x RS-232 (2-Wire) to base board
  - 4 x USB 2.0 to base board
  - 4 x USB 3.2 Gen 1 to base board (with 4 x USB 2.0)
  - 2 x SATA 6Gb/s signal to base board
- ◆ SMBus/JTAG
  - Yes, to base board
- ◆ JTAG
  - On board
- ◆ SPI
  - Yes, to base board
- ◆ I<sup>2</sup>C
  - Yes, to base board
- ◆ LPC
  - Yes, to base board
- ◆ Expansion
  - 1 x PCIe x16 Gen 3 (Bifurcatable to 2 x8, 1 x8 & 2 x4, or 4 x4)
  - 1 x PCIe x8 Gen 3 (Bifurcatable to 1 x8 & 2 x4)
  - 8 x PCIe x1 (Gen2) signal to base board
  - Bifurcatable to 1 x8 or 2 x4 or 4 x1 + 1 x4 or 8 x1
- ◆ Watchdog Timer
  - Software programmable support 1~255 sec. system reset
- ◆ GPIO
  - 8 bit GPIO, to base board
- ◆ TPM
  - On board SPI TPM 2.0
- ◆ Power Supply
  - 12V: 12V±5%, 5VSB: 5V±5%, RTC Battery: 2.0-3.3V
- ◆ Power Consumption
  - 12V@2.15A, 5VSB0.28A, 5V0.03A
- ◆ Operating Temperature
  - 20°C ~ 60°C with air flow
- ◆ Operating Humidity
  - 5% ~95%, non-condensing
- ◆ Dimensions
  - 125 mm x 95 mm
- ◆ Weight
  - GW: 600g / NW:300g
- ◆ CE/FCC compliant

## Features

- COM Express Basic size Type 7 Module for COM.0 Rev. 3.0
- Intel® Xeon® D and Pentium® D SoC (up to 16 cores)
- Up to 32GB dual channel DDR4 at 1866/2133/2400MHz ECC (dependent on SoC SKU)
- Two 10G Ethernet and NC-SI support
- Up to 32 PCIe lanes (24x Gen3, 8x Gen2)
- GbE, two SATA 6Gb/s, four USB 3.2 Gen 1/2.0

## Dimensions (Unit: mm)



## Packing List

1 x ICE-BDE-T7 single board computer	
1 x Heatsink	1 x QIG

## Ordering Information

Part No.	Description
ICE-BDE-T7-1548-R11**	COM Express Basic size Type 7 Module support, Intel® Broadwell-DE Eight-Core processor D-1548 (45W), two ECC DDR4 SO-DIMM, GbE, 10G KR, NCSI, SATA 6Gb/s, USB 3.2 Gen 1, PCIe Gen3, RoHS
ICE-BDE-T7-1518-R11**	COM Express Basic size Type 7 Module support, Intel® Broadwell-DE Quad-Core processor D-1518 (35W), two ECC DDR4 SO-DIMM, GbE, 10G KR, NCSI, SATA 6Gb/s, USB 3.2 Gen 1, PCIe Gen3, RoHS
ICE-BDE-T7-1508-R11	COM Express Basic size Type 7 Module support, Intel® Broadwell-DE Dual-core Pentium® processor D1508 (25W), Two ECC DDR4 SO-DIMM, GbE, 10G KR, NCSI, SATA 6Gb/s, USB 3.2 Gen 1, PCIe Gen3, RoHS
ICE-DB-T7-I2-R10	Base Board for COM Express Type 7 Module

\*\*By order production MOQ: 100